

DOORS



FEATURES & BENEFITS

- Manually operated—retracts horizontally
- Easy in-and-out access
- Protection from bugs, the sun and UV rays
- Glides smoothly along tracks
- Easy operation with secure closure
- Thumb latch or magnet handle closure system
- Floating or captured edge options
- Various mesh options
- Standard color, custom color & wood grain options

APPLICATIONS

Single, double-French, in-swing, out-swing and sliding patio doors.

	WIDTH	HEIGHT
SINGLE UNIT	Max 48"* Max 36"	Up to 100"* Up to 120"
DOUBLE UNIT	Max 96"* Max 72"	Up to 100"* Up to 120"

*Single and Double sizing for Door Screens with Mesh Lock (captured edge)

Color Options

STANDARD COLORS

Choose from one of our ready-to-order standard color options. Wood grain finishes and custom color options also available.

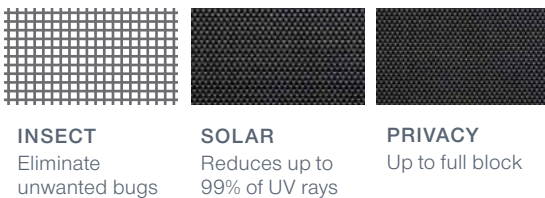


Footnotes

1. Only available as standard color in Oversized Door Screens
2. Not available as standard color in Window Screens
3. Not available as standard color in Door or Window Screens

Mesh & Fabric Options

Phantom offers a wide range of mesh types and colors, allowing you to control air, light, heat, and bugs. Choose a tighter or looser weave for your ideal needs. Phantom provides mesh and fabric options for the following:



- INSECT**
Eliminate unwanted bugs
- SOLAR**
Reduces up to 99% of UV rays
- PRIVACY**
Up to full block

Please note that the appearance of the colors illustrated will differ from the actual coated samples or installed product. Mesh graphics above are a visual representation only and not to scale. For full mesh and fabric options, please visit phantomscreens.com. Talk to your local expert to see samples and true color swatches.

Solutions for year-round comfort

- Retracts out of sight
- Keeps the bugs out
- Blends into your home decor
- Maintains your view to the outdoors
- Allows fresh air ventilation
- Provides climate control
- Expands your living space
- Protects against UV rays

All of us at Phantom Screens care about making the highest quality products and keeping our customers happy.

Our commitment goes beyond just making screens—we've worked hard to offer the leading warranty in our industry. From extruded aluminum housings and tracks to corrosion-resistant finishes and components, our screens are built to last a lifetime.



We stand by our products—our confidence in your long-term satisfaction is backed by our

industry-leading Limited Lifetime Warranty.



CORPORATE OFFICE

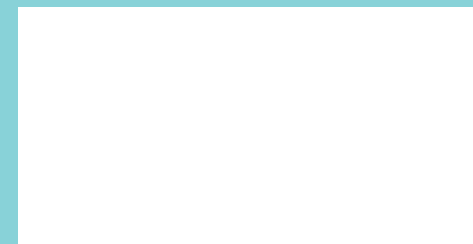
TF: 1-888-444-4142
Tel: 604-855-3654

phantom@phantomscreens.com
phantomscreens.com

USA MAIL
P.O. Box 1907
Sumas, WA
98295-1907 USA

CANADA MAIL
P.O. Box 2310
Abbotsford, BC
V2T 4X2 Canada


CONTACT YOUR PHANTOM SCREENS REPRESENTATIVE AT 1-888-PHANTOM



Making life better.

RETRACTABLE SCREENS

OUTDOOR SPACES | DOORS
MULTI-PANEL SYSTEMS | WINDOWS



Since 1992, Phantom Screens has been expertly manufacturing and professionally installing industry-leading retractable screens across North America.

Known for superior quality and elegant design, Phantom Screens help homeowners and businesses elevate their comfort, style, and versatility to a whole new level.

HASSLE-FREE
INSTALLATION INCLUDED

INDUSTRY LEADING
WARRANTY

WINDOWS



FEATURES & BENEFITS

- Manually operated—retracts vertically
- Built-in latch
- Maintains your views of the outdoors
- Blends into your home décor
- Mesh retention system
- Easy grasping handle
- Various mesh options
- Standard color, custom color & wood grain options

APPLICATIONS

Single-hung & double-hung, casement, awning, sliding and tilt & turn windows.

	WIDTH	HEIGHT
SINGLE UNIT	13 ¼" to 84"	Up to 90"

HAVE CUSTOM WOOD WINDOWS?

Visit phantomscreens.com to learn more about our wood window screens.

MULTI-PANEL SYSTEMS



FEATURES & BENEFITS

- Manually operated—retracts horizontally
- Protection from bugs, the sun and UV rays
- Customizable stopping points along track
- Mesh completely secured in track
- Easy operation with secure closure
- Thumb latch closure system
- Various mesh options
- Standard color, custom color & wood grain options

APPLICATIONS

Bi-fold, sliding, stacking and folding glass walls.

	WIDTH	HEIGHT
SINGLE UNIT	Max 180"	Up to 144"
DOUBLE UNIT	Max 360"	Up to 144"



CUSTOMIZABLE STOPPING POINTS

Add customizable stopping points anywhere along the track for easy in and out access.

OUTDOOR SPACES



FEATURES & BENEFITS

- Motorized operation—retracts vertically
- Ensures a seamless transition with no threshold
- Various mounting options including Sure Fit, and cable-guide options
- In-wall, hand-held or mobile remote controls
- Easily integrated with home automation systems
- Various mesh, fabric & vinyl options
- Standard color, custom color & wood grain options

APPLICATIONS

Patios, porches, decks, balconies, pergolas, outdoor kitchens and more.

	WIDTH	HEIGHT
SINGLE UNIT (with track)	Up to 300" 300" to 480"	192" 132"
SINGLE UNIT (with cable)	Up to 300" Up to 108"	132" 240"
SINGLE UNIT (with vinyl)	Up to 300"	168"

Note: Size limitations exist based on width and height ratio. Your Phantom Screens representative will confirm based on dimensions.



SURE FIT TRACKS

- Next Generation Spring Tension Technology
- Self-adjusting tracks for perfect tension, every time
- Eliminates wrinkles and aligns screens automatically
- Smooth, reliable operation with minimal maintenance
- Low-profile design blends into any architectural style
- Capable of operating in winds up to 50 mph and temperatures as low as -30°C/-22°F

CONTROLS & AUTOMATION



Phantom Screens partners with Somfy® to offer advanced motorized screen controls, featuring the Maestria™ 50 RTS

motor with smart obstacle detection. Control options include remotes, wireless wall switches, and weather sensors that adjust screens automatically. The Tahoma® switch enables smartphone or tablet control and integrates with home automation systems like Lutron® and Crestron®.